


Lesson Plans and Worksheets

PAWS IN JOBLAND

Grades K - 2



i have a plan.
IOWA
www.IHaveAPlanIowa.gov

Paws in Jobland:

Original program concept and design:

© 1997 Studie og Erhverv a.s. in co-operation with Feldborg Multimedia, Denmark.

British Adaptation:

English data, photographs, and worksheets

© 1999 CASCAID Ltd., U.K.

American Adaptation:

Copyright © 2010 XAP Corporation. All rights reserved.

All other product names and logos in this publication are used for identification purposes only and may be trademarks or registered trademarks of their respective companies.

Kindergarten Lessons & Worksheets



Lesson & Worksheet 1 - The Real Me	_____	5
Lesson & Worksheet 2 - Good Health Habits	_____	8
Lesson & Worksheet 3 - A Look at Our Community	_____	10

Kindergarten Lesson Plan 1 - The “Real Me”



Career Activities and Competencies

 School-based		Connecting		Work-based	
 Individual		Partner		Small Group	 Class

Learning Objectives:

- The student will identify personal qualities that make him/her unique.
- The student will articulate ideas in a group setting.

Curriculum links: Language Arts, Social Studies, Art/Music/Drama

Preparation Time:

- 15 minutes

Implementation Time:

- 1 hour

Resources Needed:

- Kindergarten Worksheet 1
- Bulletin Board
- Colored Paper
- Crayons
- Staples

Activity Description:

Students will begin to explore the qualities that make them special in their own way. It is important for them to know and understand what makes them unique.

Lesson Guidelines:

- Discuss the fact that we are all unique and special in different ways.
- Discuss that it is important to share those unique qualities with others.
- Have students break into small groups and share their “special” qualities.
- Students should complete the “Real Me” Activity Worksheet with assistance.
- Students should draw pictures of themselves and post their Worksheets on the bulletin board.

Activity Enhancements:

- Students could identify special interests and draw pictures to illustrate them.
- Ask students what they would wish for if they had the chance to make three wishes come true.



Kindergarten - Worksheet 1

The Real Me

My Name: _____

Check the best answer

I am

___ slow as a turtle

___ fast as a rabbit

I am

___ neat and clean

___ kind of messy

The time I like best is

___ morning

___ night

My hair is

___ long

___ medium

___ short

___ curly

___ straight

I am

___ noisy as a firecracker

___ quiet as a mouse

I am

___ ticklish

___ not ticklish

I am

___ an indoor person

___ an outdoor person

I am more

___ silly

___ serious

I am

___ right-handed

___ left-handed

My face has

___ no freckles

___ a few freckles

___ lots of freckles

I eat like a

___ bird

___ horse

I usually

___ wear glasses

___ do not wear glasses



Kindergarten - Worksheet 1

The Real Me (page 2 of 2)

Finish each sentence

1) I love to _____

2) I used to _____

3. I do not like to _____

4. I want to _____

5. I have never _____

6. I wonder _____

7. I worry _____

8. I get into trouble when I _____

9. The best thing about being me _____

10. I like to dream about _____

Kindergarten Lesson Plan 2 - Good Health Habits



Career Activities and Competencies

• School-based	Connecting	Work-based	
• Individual	Partner	Small Group	• Class

Learning Objectives:

- The student will identify the habits of good health.
- The student will explain the process of growth and change using personal pictures.

Curriculum links: Health/Science, Optional

Preparation Time:

- 10 minutes

Implementation Time:

- 1 - 2 weeks

Resources Needed:

- Kindergarten Worksheet 2
- Baby Pictures
- Crayons
- Bulletin Board
- Staples

Activity Description:

The importance of good health habits is stressed at the primary level. Good health habits developed at an early age contribute to the overall growth process of the child.

Lesson Guidelines:

- Discuss the concept of growth and change with the students.
- Discuss the importance of developing good eating, sleeping, and exercise habits.
- Ask students to give examples of how they have “changed” over the last three years.
- Students should bring a baby, toddler, and current picture of themselves.
- Students should use the Activity 2 Worksheet to display their pictures.

Activity Enhancements:

- Ask students to draw a picture of how they will change in years to come.
- Discuss health related occupations and have students draw pictures illustrating them.



Kindergarten - Worksheet 2

Good Health Habits

My Name: _____

My baby picture

My toddler picture

A picture of me now

Kindergarten Lesson Plan 3

- A Look at our Community



Career Activities and Competencies

School-based	Connecting	Work-based	
Individual	Partner	Small Group	Class

Learning Objectives:

- The student will explore different types of jobs within the school community.
- The student will focus on how community workers meet community needs.

Curriculum links: Social Studies, Language Arts, Optional

Preparation Time:

- 30 minutes

Implementation Time:

- Varies

Resources Needed:

- Kindergarten Worksheet 3
- Chalkboard
- Crayons
- Guest Speakers
- Field Trip Sites

Activity Description:

Students will have the opportunity to identify jobs within the school setting and their community at large.

Lesson Guidelines:

- Ask students to brainstorm the different types of jobs in their school and community.
- List the responses on the chalkboard.
- Ask students to give examples of skills that the jobs may require.
- Invite guests representative of the occupations to speak to the students.
- Students can participate in field trips to local community sites such as the firehouse, post office, dentist, etc.

Activity Enhancements:

- Ask students to role-play one of their favorite occupations.
- Students may want to “dress the part” for the role-play activity.



Kindergarten - Worksheet 3

A Look at our Community

My Name: _____

Have students draw a picture of their local community and the people who hold related jobs.

This is My Community:

Grade 1 Lessons & Worksheets



Lesson & Worksheet 1 - Gender Equity and Community Role Models	15
Lesson & Worksheet 2 - Feelings and Ownership of Feelings	17
Lesson & Worksheet 3 - Science Careers Mural	20

Grade 1 Lesson Plan 1 - Gender Equity and Community Role Models



Career Activities and Competencies

🐾 School-based	🐾 Connecting		Work-based	
🐾 Individual	Partner	🐾 Small Group	🐾 Class	

Learning Objectives:

- The student will differentiate among various jobs in the community.
- The student will discover that jobs provide equal employment opportunities for males and females.

Curriculum links: Optional

Preparation Time:

- 45 minutes

Implementation Time:

- 1 hour

Resources Needed:

- Grade 1 Worksheet 1
- Guest Speakers
- Chalkboard
- Magazines
- Scissors
- Glue

Activity Description:

People who work within the community will be invited to share occupational information with students. Each occupation should have a male and female role model to deliver the presentation.

Lesson Guidelines:

- Tell students that people who work within the community will be invited into the classroom to talk about their jobs. (Parents, postal workers, police, school personnel, etc.)
- Contact and schedule the above mentioned individuals.
- Ask the speakers to emphasize the type of education and training required for them to successfully perform their jobs. Highlight important points on the chalkboard for the students.
- Assist students in drawing the conclusion that men and women have to complete the same type of education and training process to acquire jobs.

Activity Enhancements:

- Ask students to write a story about the occupation that interested them the most.
- Students may want to work in small groups and role-play their favorite occupation.



Grade 1 - Worksheet 1

Gender Equity and Community Role Models

My Name: _____

Have students find pictures of people that represent the occupations discussed by the guest speakers and other occupations of personal interest. Have students cut and paste the magazine pictures to make a collage of the occupations discussed. Have students explain their collage to a partner. Display the collages on the bulletin board.

Grade 1 Lesson Plan 2 - Feelings and Ownership of Feelings



Career Activities and Competencies

🐾	School-based		Connecting		Work-based	
🐾	Individual		Partner		Small Group	🐾 Class

Learning Objectives:

- The student will identify common emotions and feelings we all experience.
- The student will role-play various feelings and emotions given specific scenarios.

Curriculum links: Social Studies, Language Arts, Health/Sciences

Preparation Time:

- 30 minutes

Implementation Time:

- 1 hour

Resources Needed:

- Grade 1 Worksheet 2
- Picture/Posters (showing certain feelings)
- Magazines
- Newspapers
- Picture books

Activity Description:

This activity is designed to introduce and make young children aware of their own feelings and the feelings of others.

Lesson Guidelines:

- Obtain posters that depict various emotions and create a bulletin board entitled “Feelings and Emotions”.
- Introduce the concept of feelings using the bulletin board display.
- Have pictures similar to the bulletin board in a small bag and have students select a picture and not share it with anyone.
- Instruct them to “act out” the emotion depicted and ask other students to identify the feeling such as sad, happy, afraid, etc.

Activity Enhancements:

- Ask students to write or complete short statements such as “I feel happy when...” This helps the student to “own” his/her feelings.
- Give scenarios such as “How do you feel when someone teases you?” This discussion helps students become sensitive to the feelings of others.



Grade 1 - Worksheet 2

Feelings and Ownership of Feelings

My Name: _____

Write the “emotion” you feel when you experience your favorite things:

1) FOODS _____

2) DRINKS _____

3) RESTAURANTS _____

4) HOLIDAYS _____

5) PLACES TO VISIT _____

6) THINGS TO WEAR _____

7) GAMES _____

8) SONGS _____

9) BOOKS _____

10) MOVIES _____

11) TV SHOWS _____



Grade 1 - Worksheet 2

Feelings and Ownership of Feelings *(page 2 of 2)*

12) SPORTS _____

13) TOYS _____

14) STUFFED ANIMALS OR DOLLS _____

15) ACTIVITIES _____

16) PETS _____

17) COLORS _____

Grade 1 Lesson Plan 3 - Science Careers Mural



Career Activities and Competencies

🐾 School-based	Connecting	Work-based	
🐾 Individual	Partner	Small Group	🐾 Class

Learning Objectives:

- The student will list careers that fall within the field of science.
- The student will examine the duties and responsibilities required for careers in science.

Curriculum links: Science, Art/Music/Drama

Preparation Time:

- 30 minutes

Implementation Time:

- 60 minutes

Resources Needed:

- Grade 1 Worksheet 3
- Picture/Posters
- Paper for Mural
- Glue
- Crayons
- Scissors
- Science-related toy instruments for role-play

Activity Description:

In this activity, students will begin to learn about careers in science.

Lesson Guidelines:

- Obtain pictures/posters of diversified males/females who represent careers in science and place on a bulletin board.
- Lead a discussion on science careers by asking students to identify the careers pictured.
- Ask about duties and responsibilities related to the careers and add this information to the display.
- Have students draw people in the career, tools, instruments, etc., on large white mural paper.
- Have students talk about their picture and share the career information.

Activity Enhancements:

- Have students assemble science career pictures from magazines or newspapers and create a science careers booklet.
- Have students share their science careers booklets in small groups.



Grade 1 - Worksheet 3 Science Careers Mural

My Name: _____

Have students list five favorite science careers.

Have students list the related instrument used in that occupation.

Have students write a sentence about each science career.

My Favorite Science Career:

Instruments:

- | | |
|----------|-------|
| 1) _____ | _____ |
| 2) _____ | _____ |
| 3) _____ | _____ |
| 4) _____ | _____ |
| 5) _____ | _____ |

What I Learned About Science Careers:

- 1) _____
- 2) _____
- 3) _____
- 4) _____
- 5) _____

Grade 2 Lessons & Worksheets



Lesson & Worksheet 1 - My Friend	25
Lesson & Worksheet 2 - How I Spend My Time	28
Lesson & Worksheet 3 - Guess the Job	30
Lesson & Worksheet 4 - The “Reading Rainbow” Series	32
Lesson & Worksheet 5 - Categories of Mathematics Occupation	34
Lesson & Worksheet 6 - Dream Jobs	36

Grade 2 Lesson Plan 1 - My Friend



Career Activities and Competencies

School-based		Connecting		Work-based	
Individual		Partner		Small Group	Class

Learning Objectives:

- The student will explore personal feelings.
- The student will identify positive personal qualities.

Curriculum links: Language Arts, Optional

Preparation Time:

- 10 minutes

Implementation Time:

- 1 hour

Resources Needed:

- Grade 2 Worksheet 1
- Paper
- Crayons
- Bulletin Board

Activity Description:

A bulletin board will be made by having students display a picture of their friend captioned with positive qualities.

Lesson Guidelines:

- Ask the students what makes them like other people.
- Generate a list of positive “personality qualities” and write them on the board.
- Have students complete Part I of Activity 2-1Worksheet and discuss.
- Have students partner and complete Part II and Part III of Activity 2-1Worksheet.
- Discuss and post the pictures on the bulletin board.

Activity Enhancements:

- Talk about careers and how positive self-concept and personal qualities contribute to workplace success.
- Have several community guest speakers visit and share the importance of interpersonal skills and communication in a workplace setting.



Grade 2 - Worksheet 1

My Friend

My Name: _____

Part I

I like my friend to be: (Check all those you feel are important)

- | | | | |
|---------------------------------|----------------------------------|----------------------------------|---|
| <input type="checkbox"/> smart | <input type="checkbox"/> funny | <input type="checkbox"/> serious | <input type="checkbox"/> good at sports |
| <input type="checkbox"/> honest | <input type="checkbox"/> quiet | <input type="checkbox"/> loud | <input type="checkbox"/> neat |
| <input type="checkbox"/> sloppy | <input type="checkbox"/> strong | <input type="checkbox"/> brave | <input type="checkbox"/> generous |
| <input type="checkbox"/> cute | <input type="checkbox"/> helpful | <input type="checkbox"/> kind | <input type="checkbox"/> other |

I once helped a friend by _____

A friend once helped me by _____

My friends like me because I _____



Grade 2 - Worksheet 1

My Friend *(page 2 of 2)*

Part 2

My friend is: (List six positive characteristics)

_____	_____
_____	_____
_____	_____

Part 3

Here is a picture of me with my friend.

Grade 2 Lesson Plan 2 - How I Spend My Time



Career Activities and Competencies

🐾	School-based		Connecting		Work-based	
🐾	Individual		Partner		Small Group	🐾 Class

Learning Objectives:

- The student will describe how choices are made.
- The student will prioritize concurrent activities that arise on the time chart.

Curriculum links: Language Arts, Social Studies

Preparation Time:

- 10 minutes

Implementation Time:

- Day 1 (45 minutes) Day 2 (45 minutes)

Resources Needed:

- Grade 2 Worksheet 2

Activity Description:

The student will create a schedule from the time they get home from school until bedtime and prioritize activities.

Lesson Guidelines:

- Lead a discussion around activities in which students participate after school.
- Show students how to record activities on their time charts (one night).
- Discuss a typical scenario where the student has multiple activities to accomplish in one block of time (e.g. T-ball game, homework, household chores, etc.). Explain they will have to prioritize.
- Explain the concept of prioritization and have student complete the chart that night.
- On Day 2 discuss the charts and continue the discussion about prioritization.
- Discuss related conflicts and processes used to solve conflicts.

Activity Enhancements:

- Expand the chart to a week-long activity.
- Have students share their schedules in small groups and discuss conflicts and solutions.



Grade 2 - Worksheet 2

How I Spend My Time

My Name: _____

Time	My Activities	My Most Important Activity	My Second Choice
4:00 - 4:30 PM			
4:30 - 5:00 PM			
5:00 - 5:30 PM			
5:30 - 6:00 PM			
6:00 - 6:30 PM			
6:30 - 7:00 PM			
7:00 - 7:30 PM			
7:30 - 8:00 PM			
8:00 - 8:30 PM			
8:30 - 9:00 PM			
9:00 - 9:30 PM			
9:30 - 10:00 PM			

Grade 2 Lesson Plan 3 - Guess the Job



Career Activities and Competencies

🐾 School-based	Connecting	Work-based	
🐾 Individual	🐾 Partner	Small Group	🐾 Class

Learning Objectives:

- The student will practice communication and presentation skills.
- The student will identify different activities people do related to their jobs.

Curriculum links: Language Arts, Art/Music/Drama

Preparation Time:

- 10 minutes

Implementation Time:

- 45 - 60 minutes

Resources Needed:

- Grade 2 Worksheet 3
- Crayons
- Large Flashcards

Activity Description:

This activity will increase student awareness of activities people do in the workplace setting.

Lesson Guidelines:

- To begin the game, ask the class to call out a job title.
- Ask for activities or actions that a person in that job would do. (Mime examples for the students.)
- Highlight a different activity on each photocopy of Activity 2-3 Worksheet.
- Ask the students to get into pairs, give them a Worksheet and ask them to keep their underlined activity a secret. Ask each pair to draw their activity on a card.
- Ask pupils to perform their activity in front of the class. The first pair to guess the activity being performed comes to the front and acts out theirs.

Activity Enhancements:

- Ask the pair that correctly guessed the activity to think of a job that would involve that activity.
- List the jobs for the students and have them create their own "Job Booklet." Revisit these job titles on occasion and add new ones to the list.



Grade 2 - Worksheet 3

Guess the Job

My Name: _____

The actions on this page are things you might do as part of a job.

The one that is underlined is the one you will be:

1. Drawing
2. Acting out for the class

singing

lifting a stretcher

counting out money

driving

typing on the computer

building a wall

using a screwdriver

acting

talking on the telephone

cleaning up something messy

hammering a nail

making notes

mixing ingredients together

lifting a heavy box

taking a photograph

diving underwater

putting make-up on someone




painting a wall

using a microphone

Grade 2 Lesson Plan 4 - The “Reading Rainbow” Series



Career Activities and Competencies

 School-based		Connecting		Work-based	
 Individual		Partner		Small Group	 Class

Learning Objectives:

- The student will identify different types of work/careers that are in the books reviewed on the show.
- The student will explore various careers highlighted on the show.

Curriculum links: Language Arts, Optional

Preparation Time:

- Preview time

Implementation Time:

- 30 minutes (can include follow-up writing activity)

Resources Needed:

- Grade 2 Worksheet 4
- Reading Rainbow educational series (consult local television listings)
- Paws In Jobland Job List

Activity Description:

The Reading Rainbow series always highlights a book. The topic of this book is then expanded to introduce real people who have the same occupation as the character in the book.

Lesson Guidelines:

- Contact the American Broadcast Council at your local educational channel to become a member. This will entitle you to videotape all the programs for later classroom use.
- Each program highlights a selected book, which is expanded to introduce real people who have the same occupations as the characters in the book.
- View a selected program and discuss careers, products/goods, education/training required, likes and dislikes of the student as they relate to the occupation, etc.
- Have students complete Grade 2 Worksheet 4 and relate their personal characteristics to additional occupations using the Paws in Jobland Job List.

Activity Enhancements:

- The occupation explored in the book could be selected as the career of the week.
- Students can look through magazines for pictures that represent that occupation and create a collage or a mobile for display.



Grade 2 - Worksheet 4

The "Reading Rainbow" Series

My Name: _____

Please identify your personal characteristics and check the appropriate response.

	Yes	No
I like winter.	<input type="checkbox"/>	<input type="checkbox"/>
I like to hike.	<input type="checkbox"/>	<input type="checkbox"/>
I like to dress up.	<input type="checkbox"/>	<input type="checkbox"/>
I am an only child.	<input type="checkbox"/>	<input type="checkbox"/>
I like summer.	<input type="checkbox"/>	<input type="checkbox"/>
I like to paint.	<input type="checkbox"/>	<input type="checkbox"/>
I like bugs.	<input type="checkbox"/>	<input type="checkbox"/>
I won an award.	<input type="checkbox"/>	<input type="checkbox"/>
I have a pet.	<input type="checkbox"/>	<input type="checkbox"/>
I have been to a different state.	<input type="checkbox"/>	<input type="checkbox"/>
I have seen the ocean.	<input type="checkbox"/>	<input type="checkbox"/>
I am afraid of shadows.	<input type="checkbox"/>	<input type="checkbox"/>
I have nightmares sometimes.	<input type="checkbox"/>	<input type="checkbox"/>
I wish I could fly.	<input type="checkbox"/>	<input type="checkbox"/>
I like to watch TV.	<input type="checkbox"/>	<input type="checkbox"/>
I have my own room.	<input type="checkbox"/>	<input type="checkbox"/>
I have had an operation.	<input type="checkbox"/>	<input type="checkbox"/>
I can climb a tree.	<input type="checkbox"/>	<input type="checkbox"/>
I like grapes.	<input type="checkbox"/>	<input type="checkbox"/>
I have been on a team.	<input type="checkbox"/>	<input type="checkbox"/>
I have been on a farm.	<input type="checkbox"/>	<input type="checkbox"/>
I have flown in a plane.	<input type="checkbox"/>	<input type="checkbox"/>

Grade 2 Lesson Plan 5 - Categories of Mathematics Occupation



Career Activities and Competencies

🐾	School-based		Connecting		Work-based	
🐾	Individual		Partner	🐾	Small Group	🐾 Class

Learning Objectives:

- The student will explore careers that fall within the field of math.
- The student will identify basic math skills used by the workers in math-related careers.

Curriculum links: Math

Preparation Time:

- 15 minutes

Implementation Time:

- 30 - 45 minutes

Resources Needed:

- Grade 2 Worksheet 5
- Paws In Jobland Job List
- VCR
- Video camera and tape

Activity Description:

In this activity the teacher will lead a discussion on careers that require math.

Lesson Guidelines:

- Lead a discussion asking the students to name some careers that require math.
- List the careers on the chalkboard and use the Paws in Jobland Job List to enhance the discussion.
- Beside each occupation, list an example of the math skill that would be utilized in each of the careers. For example, a doctor must use math skills to determine the correct amount of medication to give to a patient.
- Once the discussion is completed, students are ready for small group activities using the Grade 2 Worksheet 5 for role-play and video taping.

Activity Enhancements:

- Share the biographies of famous mathematicians with the students.
- Have students build a shadow box display depicting a workplace environment related to careers in math. Use Paws in Jobland Job Areas for ideas.



Grade 2 - Worksheet 5

Categories of Mathematics Occupations

My Name: _____

Students will identify a math-related occupation to create a short skit that will be videotaped.

Names of Group Members:

Job Title of math-related occupation:

Skill:

Who are the characters in your skit?

Describe what happens in your skit!

Where does your skit take place?

Grade 2 Lesson Plan 6 - Dream Jobs



Career Activities and Competencies

School-based	Connecting	Work-based	
Individual	Partner	Small Group	Class

Learning Objectives:

- The student will be encouraged to explore the world of work in an imaginative way.
- The student will identify a job that relates to something he/she enjoys doing.

Curriculum links: Language Arts, Art/Music/Drama, Health Science

Preparation Time:

- 10 minutes

Implementation Time:

- 30 minutes

Resources Needed:

- Grade 2 Worksheet 6
- Paws in Jobland Job List
- Pencils
- Crayons

Activity Description:

Paws in Jobland isn't just about "everyday" jobs! Students should explore a wide variety of jobs and use their imagination to give consideration to what they might do when they get older.

Lesson Guidelines:

- Ask the students if they have ever thought of what job they would do if they could do anything. Encourage them to let their imaginations run wild! Jobs can be ones that already exist, or they could be fantasy - made-up jobs that relate to something the students enjoy doing.
- Pass out photocopies of Grade 2 Worksheet 6 and ask students to write down a job and a description of what it entails. Have them draw a picture of themselves doing their dream job.
- Have the class discuss all the jobs that come up! For jobs related to professional sports or pop music there are few opportunities and lots of competition, but students should still be encouraged to follow interests in sports or music.

Activity Enhancements:

- Show videos or documentaries of well-known people doing their work.
- Encourage students to write a letter of application for their dream job.



Grade 2 - Worksheet 6

Dream Jobs

My Name: _____

Think of a Job.

It could be a well-known job, a very unusual job, or even one that doesn't exist yet. It could be something you've read about in a book, or seen in a film. It might be something that's very difficult to do, but is still exciting and fun.

Whatever you choose, make sure it's a job you would **really** like to do!

My dream job is:

It is my dream job because:



Grade 2 - Worksheet 6
Dream Jobs *(page 2 of 2)*

This is me doing my dream job:

Paws in Jobland - Job List

A

Accountant
Actor
Administrative Assistant
Advertising Sales Agent
Agent
Air Traffic Controller
Airplane Pilot
Ambulance Driver
Animal Caretaker
Animal Trainer
Archeologist
Architect
Artist
Astronaut
Astronomer
Athlete

B

Bank Teller
Bill Collector
Bricklayer
Bus Driver

C

Cabinetmaker
Cable Installer
Career Counselor
Carpenter
Child-care Worker
Clergy
Computer Programmer
Computer Repair Technician
Cook
Cosmetologist

D

Dancer
Dental Hygienist
Dentist
Dietitian
Doctor
Drafter

E

Editor
Electrician
Electronics Repairer
Elementary School Teacher
Engineer
Environmental Compliance Inspector

F

Farmer
Film Director
Financial Planner
Firefighter
Fish Farm Worker
Fitness Instructor
Flight Attendant
Florist
Forensic Technician
Forester

G

Gardener
Glazier
Graphic Designer

H

Hairdresser
Heavy Equipment Operator
High School Teacher
Home Care Aide
Home Health Aide
Hotel Housekeeper
Hotel Manager
Human Resources Manager

I

Insurance Sales Agent
Interior Designer

J

Janitor
Jeweler
Journalist
Judge

L

Lawyer
Librarian

M

Machine Operator
Machinist
Mail Carrier
Marine Biologist
Mechanic
Medical Assistant
Medical Laboratory Technician
Medical Records Technician
Mental Health Counselor
Meteorologist
Military Personnel
Musician

N

Nanny
Network Administrator
Novelist

O

Optometrist

P

Painter
Paramedic
Pharmacist
Photographer
Physical Therapist
Plumber
Police Detective
Police Officer
Politician
Practical Nurse
Principal

R

Radio/TV Announcer
Real Estate Agent
Receptionist
Referee/Umpire
Registered Nurse
Roofer

S

Salesperson
Scientist
Security Guard
Server
Ship Captain
Singer
Social Services Agency Manager
Social Worker
Sports Coach
Stockbroker
Store Owner
Surveyor

T

Teacher Assistant
Tour Guide
Trash Collector
Travel Agent
Truck Driver

U

Urban Planner

V


Veterinarian
Veterinary Assistant
Video Game Designer

W

Website Designer
Welder

X

X-Ray Technician



i have a plan.
IOWA™

www.IHaveAPlanIowa.gov
1-800-272-4456 info@iowacollegeaid.gov

